


Product Information

DT Accessories
DT-QSW



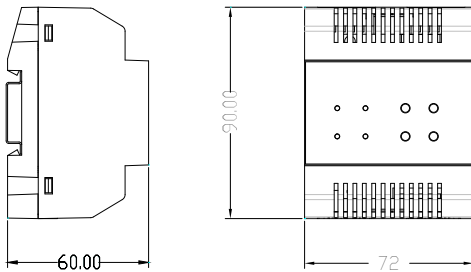
DESCRIPTION

2-wire system quad switcher unit of video quad splitter.

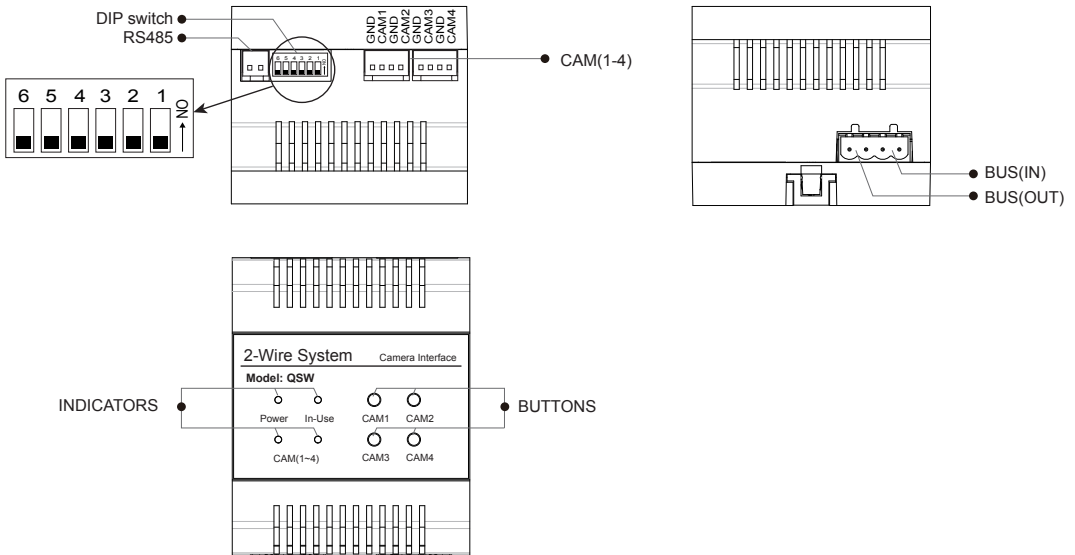
FEATURES

- ▶ Camera surveillance on two wire bus line;
- ▶ Max. 4 cameras input.

DIMENSION



1.Parts and Functions



RS485:Reserved.

CAM1-4:Connect to regular analog CCTV.

BUS(IN):Connect to the bus line, no polarity.

BUS(OUT):Connect to the bus line, no polarity.

INDICATORS:

1.Power: Working indicator, always on when the QSW work normally.

2.In-Use:Video output indicator, always on when the QSW output the video.

3.CAM(1~4):Video output indicator.

BUTTONS:

1.Press CAM1 button in monitoring state, the system will mandatory output the video of CAMERA 1.

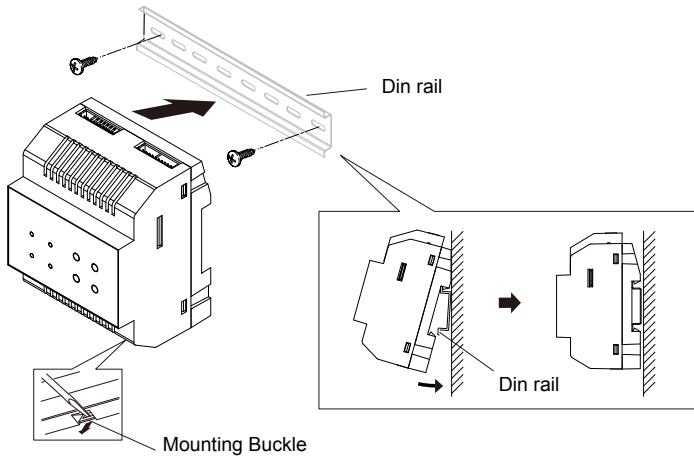
2.Press CAM2 button in monitoring state, the system will mandatory output the video of CAMERA 2.

3.Press CAM3 button in monitoring state, the system will mandatory output the video of CAMERA 3.

4.Press CAM4 button in monitoring state, the system will mandatory output the video of CAMERA 4.

5.Press and hold CAM4 button for 3 seconds in monitoring state, the system will mandatory output the video of quad split.

2. Unit Mounting



Step1: Mount the din rail to the wall with screws ;

Step2: Pull down the mounting buckle,then hang the unit on din rail.

3. Specification

- Power Supply : DC 26V
- Power Consumption: Standby 0.2W; Working status 3.5W
- Working temperature: -15°C ~ +55°C
- Wiring: 2 wire,non-polarity
- Dimension: 90(H)X72(W)X60(D)mm

4. Packing Information



Dimensions: 73(H)×73(W)×108(D)mm
Gross Weight: 0.23Kg



Carton: 530 (H)×340 (W)×258 (D)mm
Quantity: 56PCS