

Product Information

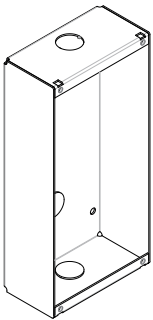
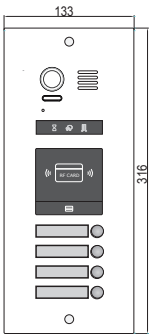
DMR21 Series 2-Wire Door Station



DESCRIPTION

2-wire apartment system color ARS camera modularity outdoor station.

DIMENSION

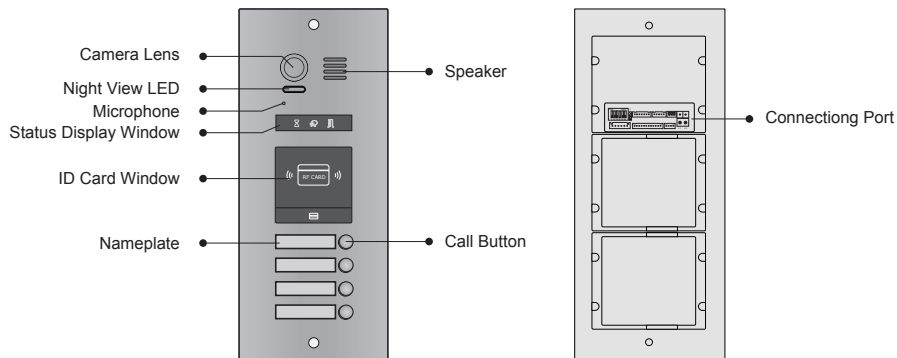


Mounting box

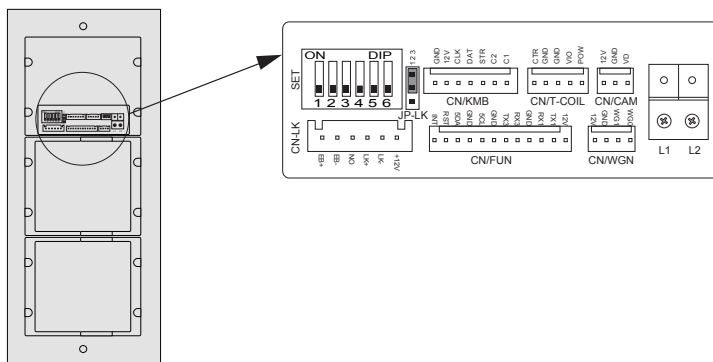
FEATURES

- ▶ ARS 105 visual degree high resolution Camera;
- ▶ Synthesis language reminder;
- ▶ Large capacity(max.128 apartments via BDU);
- ▶ Reliable proximity access;
- ▶ Colorful LED for work status indicators;
- ▶ Diverse module configurations;
- ▶ Name list via TFT screen display;
- ▶ Compatible with all DT two wire system models;
- ▶ Support 2nd lock via DT-RLC;
- ▶ Only support flush mounting;
- ▶ Anti-tamper screw installation.

1. Parts and Functions



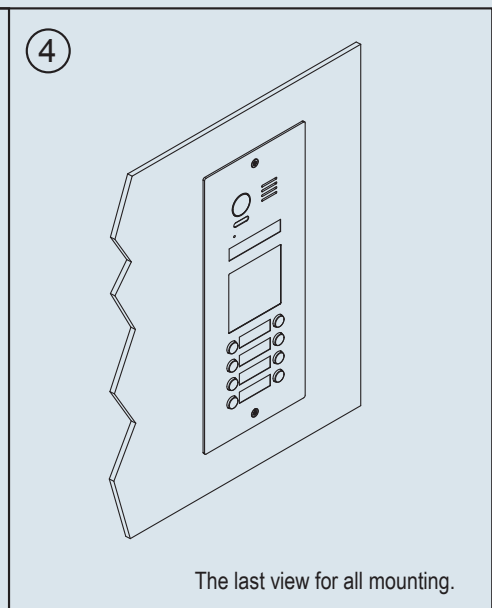
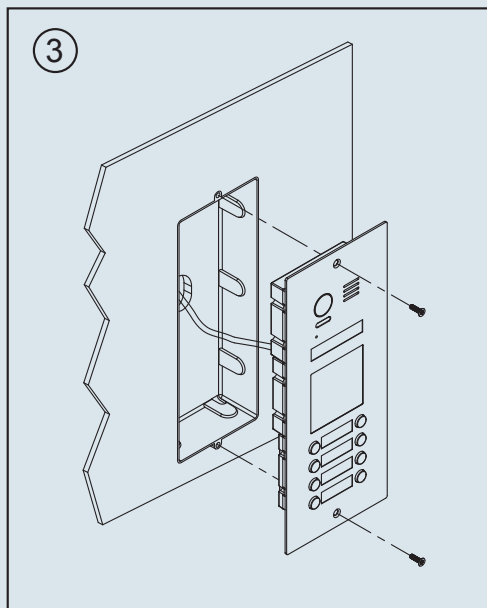
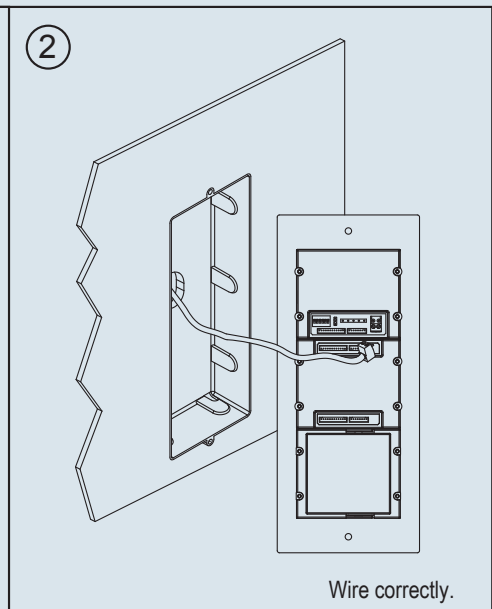
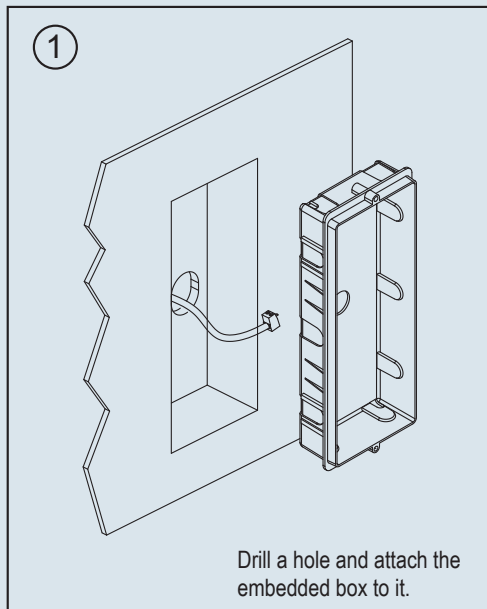
Terminal description



- * **+12V:** 12VDC power output.
- * **LK-(GND):** Power ground.
- * **LK+(COM):** Common contact of the Relay .
- * **NO.:**Normally open contact of the Relay(refer to DT technical guide for Lock connection detail informations).
- * **EB+:** Exit button connection port.
- * **EB-:** Exit buton connection port.
- * **JP-LK:** For electronic lock safety type setting(refer to Door Station Lock Connections).
- * **T/R-:** USB-RS485 communication terminal negative.
- * **T/R+:** USB-RS485 communication terninal positive.
- * **Bus(L1,L2):** non-polarity bus line.
- * **CN/KMB:** Call button module connection port.
- * **CN/T-COIL:** Reserved.
- * **CN/CAM:** Grounded.
- * **CN/FUN:** Touch sensor keypad module or TFT display module connection port.
- * **CN/WGN:** Card reader module connection port.

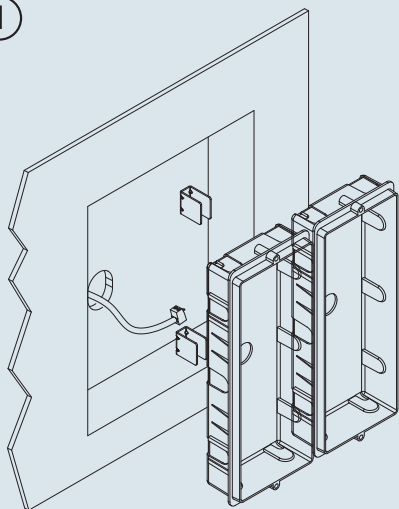
2. Door Station Mounting

Standard Mounting



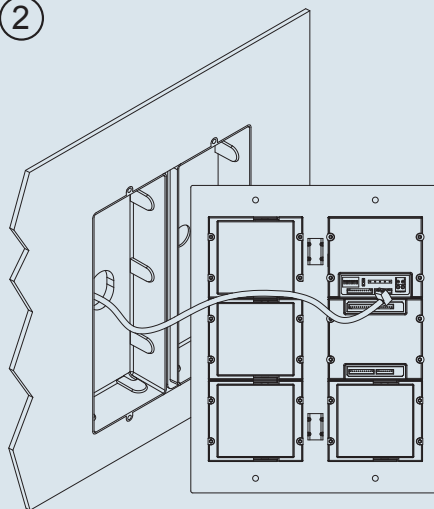
Expanding Panel Mounting

①



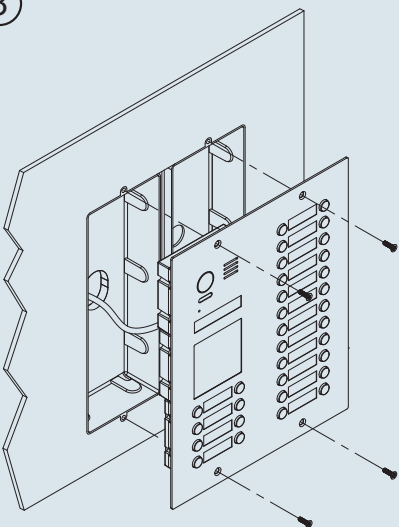
Drill a hole and attach the embedded box to it.

②

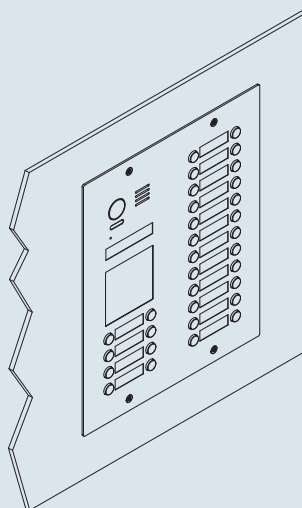


Wire correctly.

③



④




The last view for all mounting.

3. Specification







- * Power supply: DC24V;
- * Camera: Color ARS; 520 TV Lines;
- * Power consumption: Standby 36.8mA; Working status 121.4mA;
- * Screen: 3.5 inch TFT ;
- * Resolution: 320(R, G, B)X240 pixels;
- * Video signal: CCIR/EIA Optional;
- * Wiring: 2 wires (non-polarity);
- * Dimension: 316(H)×133(W)×46(D)mm.

4. Ordering Information for Door Station



DMR21/S8 DMR21/D16 DMR21/S4/F1 DMR21/D8/F1 DMR21/F2 DMR21/D32/F1 EP21/F3 EP21/S12

Module select

					
Call button module (single row)	Call button module (double row)	Card reader module	Touch sensor keypad module	TFT display module	Information module

Model No.	Brief Description	Remark
DMR21/S8	Color door station(8 buttons,single row).	NSTC,PAL must be specified.
DMR21/D16	Color door station(16 buttons,doube row).	NSTC,PAL must be specified.
DMR21/S4/F1	Color door station with dummy panel(4 buttons,single row).	NSTC,PAL must be specified.
DMR21/D8/F1	Color door station with dummy panel(8 buttons,doube row).	NSTC,PAL must be specified.
DMR21/F2	Color door station with dummy panel(2 dummies).	NSTC,PAL must be specified.
DMR21/D32/F1	Color door station with dummy panel(32 buttons,doube row).	NSTC,PAL must be specified.
EP21/F3	Extened panel with dummy panels(3 dummies).	
EP21/S12	Extened panel (12 buttons,single row).	

5. Packing Information



Dimensions: 420(H)X171(W) X98(D) mm

Gross Weight: 1.56Kg



Carton: 415 (H)×360 (W)×265 (D)mm

Quanlity: 7PCS